



## Noah's Bagels


## Limited Time Offerings Starting 2.26.25

Item	Serving Size	Weight (g) Unless otherwise specified	Calories	Total Fat (g)	Saturated Fat (g)	Trans Fats (g)	Cholesterol (mg)	Sodium (mg)	Total Carbs (g)	Dietary Fiber (g)	Sugars (g)	Added Sugars (g)	Protein (g)	 Caffeine (mg)	Egg	Milk	Soy	Wheat	Tree Nuts	Peanuts	Fish	Shellfish	Sesame	Additional Info
Double-Stack Egg Sandwich	10.6 oz	300	900	56	19	1	435	1920	65	3	8	4	35	0	X	X	X	X						
Cheesy Hash Brown Gourmet Bagel	1 Bagel	127	390	11	4.5	0	10	650	59	3	5	4	13	0		X		X						


## Bagels

Item	Serving Size	Weight (g) Unless otherwise specified	Calories	Total Fat (g)	Saturated Fat (g)	Trans Fats (g)	Cholesterol (mg)	Sodium (mg)	Total Carbs (g)	Dietary Fiber (g)	Sugars (g)	Added Sugars (g)	Protein (g)	 Caffeine (mg)	Egg	Milk	Soy	Wheat	Tree Nuts	Peanuts	Fish	Shellfish	Sesame	Additional Info
Ancient Grain	1 bagel	104	280	5	0.5	0	0	450	48	7	9	6	13	0				X						
Asiago	1 bagel	112	310	4	1.5	0	0	750	54	2	4	4	13	0		X	X	X						
Blueberry	1 bagel	103	270	1	0	0	0	440	58	2	10	8	9	0				X						
Chocolate Chip	1 bagel	103	280	3	1.5	0	0	470	56	2	10	9	10	0			X	X						
Cinnamon Raisin	1 bagel	103	270	1	0	0	0	460	57	2	11	4	10	0				X						
Cinnamon Sugar	1 bagel	111	310	3	1	0	0	630	60	3	9	9	10	0		X	X	X						
Everything	1 bagel	105	280	1.5	0	0	0	670	55	2	4	4	10	0				X					X	
Honey Whole Wheat	1 bagel	99	270	3	0.5	0	0	440	49	6	8	7	12	0				X						
Onion	1 bagel	101	270	1.5	0	0	0	490	52	2	5	3	10	0				X						
Plain	1 bagel	102	270	1	0	0	0	610	54	2	4	4	10	0				X						
Poppyseed	1 bagel	105	290	2	0	0	0	610	55	3	4	4	11	0				X						
Pretzel	1 bagel	103	270	1	0	0	0	4540	54	2	4	4	10	0				X						
Pumpernickel	1 bagel	99	260	1	0	0	0	420	53	3	4	2	10	0				X						
Sesame Seed	1 bagel	105	290	2.5	0	0	0	610	54	2	4	4	11	0				X					X	


## Gourmet Bagels and Specialty Bread

Item	Serving Size	Weight (g) Unless otherwise specified	Calories	Total Fat (g)	Saturated Fat (g)	Trans Fats (g)	Cholesterol (mg)	Sodium (mg)	Total Carbs (g)	Dietary Fiber (g)	Sugars (g)	Added Sugars (g)	Protein (g)	 Caffeine (mg)	Egg	Milk	Soy	Wheat	Tree Nuts	Peanuts	Fish	Shellfish	Sesame	Additional Info	
Challah Roll, Braided	1 Roll	81	240	3.5	0.5	0	15	320	44	1	6	5	8	0	X		X	X							
Cheddar Jalapeno	1 bagel	127	330	8	3	0	15	660	51	3	5	4	12	0		X	X	X							
Bagel Roll	1 Roll	100	270	3.5	0.5	0	0	430	50	2	5	4	9	0				X							
Maple French Toast Gourmet Bagel	1 Bagel	115	360	4.5	1	0	0	480	71	4	24	22	10	0		X	X	X							
Protein Power Bagel	1 bagel	113	310	4	0	0	0	160	59	4	12	5	11	0				X	X					Walnuts	
Six-Cheese	1 bagel	125	350	8	4	0	20	720	51	2	4	3	17	0		X	X	X							
Spinach Florentine	1 bagel	142	370	11	4.5	0	15	570	52	3	5	4	14	0		X	X	X							


## Regular Whipped Cream Cheese Shmear

Item	Serving Size	Weight (g) Unless otherwise specified	Calories	Total Fat (g)	Saturated Fat (g)	Trans Fats (g)	Cholesterol (mg)	Sodium (mg)	Total Carbs (g)	Dietary Fiber (g)	Sugars (g)	Added Sugars (g)	Protein (g)	 Caffeine (mg)	Egg	Milk	Soy	Wheat	Tree Nuts	Peanuts	Fish	Shellfish	Sesame	Additional Info	
Onion and Chive	1.2 oz	35	110	10	6	0	35	105	4	0	1	0	2	0		X									
Plain	1.2 oz	35	120	12	7	0	40	120	2	0	2	0	2	0		X									


## Reduced Fat Whipped Cream Cheese Shmear

Item	Serving Size	Weight (g) Unless otherwise specified	Calories	Total Fat (g)	Saturated Fat (g)	Trans Fats (g)	Cholesterol (mg)	Sodium (mg)	Total Carbs (g)	Dietary Fiber (g)	Sugars (g)	Added Sugars (g)	Protein (g)	 Caffeine (mg)	Egg	Milk	Soy	Wheat	Tree Nuts	Peanuts	Fish	Shellfish	Sesame	Additional Info	
Garden Vegetable Reduced Fat	1.2 oz	35	100	9	6	0	30	190	5	0	2	0	2	0		X									
Honey Almond Reduced Fat	1.2 oz	35	120	9	4.5	0	25	80	10	0	7	5	2	0		X			X					Almonds	
Jalapeno Salsa Reduced Fat	1.2 oz	35	100	9	5	0	25	190	5	1	2	0	2	0		X									
Plain Reduced Fat	1.2 oz	35	100	9	5	0	30	190	5	0	2	0	2	0		X									
Strawberry Reduced Fat	1.2 oz	35	120	9	5	0	30	90	9	0	6	5	1	0		X									


## Crafted Shmear

Item	Serving Size	Weight (g) Unless otherwise specified	Calories	Total Fat (g)	Saturated Fat (g)	Trans Fats (g)	Cholesterol (mg)	Sodium (mg)	Total Carbs (g)	Dietary Fiber (g)	Sugars (g)	Added Sugars (g)	Protein (g)	 Caffeine (mg)	Egg	Milk	Soy	Wheat	Tree Nuts	Peanuts	Fish	Shellfish	Sesame	Additional Info	
Country Pepper	0.7 oz	19	60	6	3.5	0	20	60	2	0	1	0	1	0		X									


## Other Spreads

Item	Serving Size	Weight (g) Unless otherwise specified	Calories	Total Fat (g)	Saturated Fat (g)	Trans Fats (g)	Cholesterol (mg)	Sodium (mg)	Total Carbs (g)	Dietary Fiber (g)	Sugars (g)	Added Sugars (g)	Protein (g)	 Caffeine (mg)	Egg	Milk	Soy	Wheat	Tree Nuts	Peanuts	Fish	Shellfish	Sesame	Additional Info	
Add Syrup	0.5 oz	14	50	0	0	0	0	25	13	0	6	6	0	0											
Butter Blend	0.5 oz	14	110	12	5	0	0	85	0	0	0	0	0	0		X									
Honey	1.0 oz	28	90	0	0	0	0	0	23	0	22	22	0	0											
Natural Peanut Butter	1.5 oz	43	240	21	4.5	0	0	105	10	4	5	3	9	0							X				Peanut
Natural Strawberry Jelly	1.0 oz	28	60	0	0	0	0	0	16	0	14	14	0	0											


### Cheese

Item	Serving Size	Weight (g) Unless otherwise specified	Calories	Total Fat (g)	Saturated Fat (g)	Trans Fats (g)	Cholesterol (mg)	Sodium (mg)	Total Carbs (g)	Dietary Fiber (g)	Sugars (g)	Added Sugars (g)	Protein (g)	 Caffeine (mg)	Egg	Milk	Soy	Wheat	Tree Nuts	Peanuts	Fish	Shellfish	Sesame	Additional Info	
Cheddar 1 Slice	0.5 oz	14	60	4.5	2.5	0	15	95	0	0	0	0	3	0		X									
Swiss 1 Slice	0.5 oz	14	60	4.5	2.5	0	15	25	0	0	0	0	4	0		X									


### Eggs

Item	Serving Size	Weight (g) Unless otherwise specified	Calories	Total Fat (g)	Saturated Fat (g)	Trans Fats (g)	Cholesterol (mg)	Sodium (mg)	Total Carbs (g)	Dietary Fiber (g)	Sugars (g)	Added Sugars (g)	Protein (g)	 Caffeine (mg)	Egg	Milk	Soy	Wheat	Tree Nuts	Peanuts	Fish	Shellfish	Sesame	Additional Info	
Egg White 1	1 Egg	58	35	1	0	0	0	160	0	0	0	0	6	0	X	X									
Egg White 2	2 Egg	116	70	2	0.5	0	0	330	1	0	1	0	12	0	X	X									
Fresh Cracked Egg 1	1 Egg	46	80	6	2	0	185	140	1	0	0	0	6	0	X	X									
Fresh Cracked Egg 2	2 Egg	102	160	11	4	0	370	280	2	0	1	0	13	0	X	X									


### Meats

Item	Serving Size	Weight (g) Unless otherwise specified	Calories	Total Fat (g)	Saturated Fat (g)	Trans Fats (g)	Cholesterol (mg)	Sodium (mg)	Total Carbs (g)	Dietary Fiber (g)	Sugars (g)	Added Sugars (g)	Protein (g)	 Caffeine (mg)	Egg	Milk	Soy	Wheat	Tree Nuts	Peanuts	Fish	Shellfish	Sesame	Additional Info	
Bacon 4 Pieces	0.5 oz	14	70	5	2	0	15	240	1	0	1	0	5	0											
Brisket 2.0	2.0 oz	57	110	9	3.5	0	30	430	1	0	0	0	8	0											
Chorizo Sausage Patty	1 Patty	43	160	16	5	0	30	390	1	0	0	0	5	0											
Ham 1.5	1.5 oz	43	45	1	0	0	15	480	2	0	2	0	6	0											
Ham 3.0	3.0 oz	85	90	2.5	1	0	35	970	4	0	3	0	12	0											
Ham 4.5	4.5 oz	128	130	3.5	1.5	0	50	1450	6	0	5	0	18	0											
Pastrami 3.0	3.0 oz	85	180	76	9	0	60	640	2	0	0	0	17	0											
Pastrami 4.5	4.5 oz	128	270	114	14	0	90	960	2	0	0	0	25	0											
Pepperoni	0.6 oz	18	90	8	3	0	20	320	1	0	0	0	3	0											
Pork Sausage Patty	1 Patty	43	180	17	6	0	30	280	0	0	0	0	6	0											
Salmon, Lox	2.0 oz	57	100	6	1	0	20	650	0	0	0	0	12	0								X		Salmon	
Turkey Sausage Patty	1 Patty	43	90	7	2	0	40	280	0	0	0	0	7	0											
Turkey 3.0	3.0 oz	85	90	2.5	0	0	40	650	9	0	2	2	15	0											
Turkey 4.5	4.5 oz	128	140	3.5	0	0	55	980	13	0	2	2	23	0											


### Sauces

Item	Serving Size	Weight (g) Unless otherwise specified	Calories	Total Fat (g)	Saturated Fat (g)	Trans Fats (g)	Cholesterol (mg)	Sodium (mg)	Total Carbs (g)	Dietary Fiber (g)	Sugars (g)	Added Sugars (g)	Protein (g)	 Caffeine (mg)	Egg	Milk	Soy	Wheat	Tree Nuts	Peanuts	Fish	Shellfish	Sesame	Additional Info	
Roasted Tomato Salsa	1.0 oz	28	10	0	0	0	0	260	2	0	1	0	0	0											
Roasted Tomato Spread	1.0 oz	28	150	16	2.5	0	10	230	2	0	1	0	0	0	X	X	X								

### Veggies


Item	Serving Size	Weight (g) Unless otherwise specified	Calories	Total Fat (g)	Saturated Fat (g)	Trans Fats (g)	Cholesterol (mg)	Sodium (mg)	Total Carbs (g)	Dietary Fiber (g)	Sugars (g)	Added Sugars (g)	Protein (g)	 Caffeine (mg)	Egg	Milk	Soy	Wheat	Tree Nuts	Peanuts	Fish	Shellfish	Sesame	Additional Info	
Avocado	1.0 oz	28	60	5	1	0	0	0	2	2	0	0	1	0											

### Egg Sandwiches One Egg


Item	Serving Size	Weight (g) Unless otherwise specified	Calories	Total Fat (g)	Saturated Fat (g)	Trans Fats (g)	Cholesterol (mg)	Sodium (mg)	Total Carbs (g)	Dietary Fiber (g)	Sugars (g)	Added Sugars (g)	Protein (g)	 Caffeine (mg)	Egg	Milk	Soy	Wheat	Tree Nuts	Peanut	Fish	Shellfish	Sesame	Additional Info	
Bacon & Cheddar on Plain	6.1 oz	172	450	15	6	0	210	1000	55	2	6	0	23	0	X	X	X	X							
Bacon Avocado Tomato, on Plain Thin	7.7 oz	218	470	23	6	0	200	890	47	3	6	0	18	0	X	X	X	X							

Breakfast BLT on Challah	8.0 oz	228	520	27	8	0	215	870	45	1	8	0	20	0	X	X	X	X								
Cheddar on Plain	5.7 oz	162	400	11	5	0	200	780	55	2	5		20	0	X	X	X	X								
Chorizo Avocado Sunrise on Cheddar Jalapeno Gourmet	9.7 oz	275	740	43	17	0.5	260	1340	60	2	7	0	30	0	X	X	X	X								
Farmhouse 6 Cheese	9.0 oz	256	650	30	14	0.5	270	1790	57	2	7		38	0	X	X	X	X								
Garden Avocado on Everything	8.8 oz	250	490	20	4	0	190	880	62	3	8	0	18	0	X	X	X	X							X	
Ham & Swiss on Plain	7.2 oz	205	440	12	5	0	225	1300	56	2	6		29	0	X	X	X	X								
Maplehouse Sandwich 1 Egg	9.3 oz	264	860	41	16	0	255	1300	92	4	35	31	31	0	X	X	X	X		X						Almonds
Pork Sausage and Cheddar 1 Egg	7.2 oz	205	590	28	11	0	230	1120	55	2	4	4	25	0	X	X		X								
Santa Fe on Asiago	8.7 oz	247	590	25	11	0.5	260	1440	59	2	6	4	31	0	X	X		X								
Texas Brisket on Jalapeno Cheddar	9.6 oz	273	760	48	14	0	255	1560	56	3	6	4	30	0	X	X		X								
Turkey Sausage & Cheddar on Plain	7.2 oz	205	500	18	7	0	240	1120	55	2	4	4	27	0	X	X		X								


#### Egg Sandwich Two Eggs

Item	Serving Size	Weight (g) Unless otherwise specified	Calories	Total Fat (g)	Saturated Fat (g)	Trans Fats (g)	Cholesterol (mg)	Sodium (mg)	Total Carbs (g)	Dietary Fiber (g)	Sugars (g)	Added Sugars (g)	Protein (g)	 Caffeine (mg)	Egg	Milk	Soy	Wheat	Tree Nuts	Peanuts	Fish	Shellfish	Sesame	Additional Info		
																									Bacon & Cheddar on Plain	7.7 oz
Bacon Avocado Tomato, on Plain Thin	9.3 oz	264	550	29	7	0	385	1030	48	3	7		24	0	X	X	X	X								
Breakfast BLT on Challah	9.7 oz	274	600	33	10	0.5	400	1010	46	1	8	0	26	0	X	X	X	X								
Cheddar on Plain	7.4 oz	209	480	17	7	0.5	385	920	56	2	6		26	0	X	X	X	X								
Chorizo Avocado Sunrise on Cheddar Jalapeno Gourmet	11.3 oz	322	820	48	19	1	445	1480	61	2	8	0	36	0	X	X	X	X								
Garden Avocado on Everything	10.5 oz	297	570	25	6	0.5	380	1020	63	3	8	0	24	0	X	X	X	X						X		
Farmhouse, 6 Cheese	10.6 oz	302	730	36	16	1	455	1930	58	2	8		45	0	X	X	X	X								
Ham & Swiss on Plain	8.8 oz	251	520	18	7	0.5	410	1440	57	2	6		35	0	X	X	X	X								
Maplehouse Sandwich 2 Eggs	11.3 oz	321	940	47	18	0.5	445	1440	93	4	35	31	38	0	X	X	X	X		X						Almonds
Pork Sausage and Cheddar 2 Eggs	9.2 oz	261	670	34	13	0.5	415	1260	56	2	5	4	32	0	X	X		X								
Santa Fe on Asiago	10.4 oz	294	670	31	13	1	450	1580	60	2	6	4	37	0	X	X		X								
Texas Brisket on Jalapeno Cheddar	11.2 oz	319	840	53	16	0.5	440	1700	56	3	6	4	36	0	X	X		X								
Turkey Sausage & Cheddar on Plain	8.9 oz	252	580	24	9	0.5	425	1260	56	2	5	4	33	0	X	X		X								

#### Egg Sandwich Egg White

Item	Serving Size	Weight (g) Unless otherwise specified	Calories	Total Fat (g)	Saturated Fat (g)	Trans Fats (g)	Cholesterol (mg)	Sodium (mg)	Total Carbs (g)	Dietary Fiber (g)	Sugars (g)	Added Sugars (g)	Protein (g)	 Caffeine (mg)	Egg	Milk	Soy	Wheat	Tree Nuts	Peanuts	Fish	Shellfish	Sesame	Additional Info			
																									Bacon & Cheddar on Plain	6.5 oz	184
Bacon Avocado Tomato, on Plain Thin	8.1 oz	230	420	19	4	0	15	910	47	3	6		18	0	X	X	X	X									
Breakfast BLT on Challah	8.4 oz	239	470	22	6	0	30	900	45	1	7	0	20	0	X	X	X	X									
Cheddar, Plain	6.1 oz	174	360	7	3.5	0	15	810	55	2	5		20	0	X	X	X	X									
Chorizo Avocado Sunrise on Cheddar Jalapeno Gourmet	9.6 oz	273	640	33	13	0	65	1280	60	2	7	0	28	0	X	X	X	X									
Farmhouse, 6 Cheese	9.4 oz	267	610	25	12	0	80	1810	57	2	7		38	0	X	X	X	X									
Garden Avocado on Everything	9.2 oz	262	450	15	2.5	0	5	900	62	3	7	0	18	0	X	X	X	X						X			
Ham and Swiss, Plain	7.6 oz	217	400	8	4	0	40	1330	56	2	5		29	0	X	X	X	X									
Santa Fe on Asiago	9.1 oz	259	550	21	9	0	75	1460	59	2	6	4	31	0	X	X		X									
Power Egg White 1 Egg	8.9 oz	253	390	16	3.5	0	40	770	40	7	8	4	23	0	X	X		X									
Power Egg White 2 Egg	11.0 oz	311	430	17	4	0	40	930	41	7	9	4	30	0	X	X	X	X									
Texas Brisket on Jalapeno Cheddar	10.1 oz	287	720	43	13	0	70	1590	55	3	6	4	30	0	X	X		X									
Turkey Sausage & Cheddar on Plain	7.6 oz	217	450	14	5	0	55	1150	55	2	4	4	26	0	X	X		X									

#### Lunch Sandwiches - Deli


Item	Serving Size	Weight (g) Unless otherwise specified	Calories	Total Fat (g)	Saturated Fat (g)	Trans Fats (g)	Cholesterol (mg)	Sodium (mg)	Total Carbs (g)	Dietary Fiber (g)	Sugars (g)	Added Sugars (g)	Protein (g)	 Caffeine (mg)	Egg	Milk	Soy	Wheat	Tree Nuts	Peanuts	Fish	Shellfish	Sesame	Additional Info		
																									Avocado Veg Out on Sesame	9.2 oz
Ham Deli on Potato Roll	11.8 oz	335	620	24	6	0	95	2440	58	3	9		39	0	X	X	X	X								
Nova Lox on Plain	9.7 oz	276	500	19	8	0	60	1410	60	3	8	4	24	0		X	X	X			X					Salmon
Pastrami Deli on Potato Roll	11.8 oz	335	750	135	19	0	115	1770	58	3	7		39	0	X	X	X	X								
Turkey Avocado Club on Potato Roll	12.3 oz	349	680	30	6	0	70	2490	64	5	11		34	0	X	X	X	X								
Turkey, Bacon, and Swiss on Challah	11.6 oz	330	620	29	9	0	95	2420	51	4	11		36	0	X	X	X	X								
Turkey Deli on Potato Roll	11.8 oz	335	600	22	6	0	75	2330	64	4	10		34	0	X	X	X	X								

#### Lunch Sandwiches - Hot




Vanilla Latte, Iced	16 fl oz	190	3	2	0	10	80	34	0	33	25	6	196.27		X										
Vanilla Latte, Iced	24 fl oz	320	5	3.5	0	20	135	56	0	54	41	11	294.4		X										


### Cold Brew

Item	Serving Size	Calories	Total Fat (g)	Saturated Fat (g)	Trans Fats (g)	Cholesterol (mg)	Sodium (mg)	Total Carbs (g)	Dietary Fiber (g)	Sugars (g)	Added Sugars (g)	Protein (g)	 Caffeine (mg)	Egg	Milk	Soy	Wheat	Tree Nuts	Peanuts	Fish	Shellfish	Sesame	Additional Info	
Classic Cold Brew	16 fl oz	10	0	0	0	0	20	2	0	0	0	1	139											
Classic Cold Brew	24 fl oz	20	0	0	0	0	30	3	0	0	0	1	209											
Caramel Cream Cold Brew	16 fl oz	220	7	4	0	20	85	38	0	33	33	4	139		X									
Caramel Cream Cold Brew	24 fl oz	380	12	7	0	35	140	63	0	55	55	7	209		X									
Chocolate Cream Cold Brew	16 fl oz	210	7	4.5	0	20	65	36	2	28	28	4	139		X									
Chocolate Cream Cold Brew	24 fl oz	350	13	8	0	35	110	59	3	47	47	6	209		X									
Vanilla Cream Cold Brew	16 fl oz	200	7	4	0	20	40	31	0	25	25	2	139		X									
Vanilla Cream Cold Brew	24 fl oz	330	11	7	0	35	65	51	0	42	41	4	209		X									


### Cold Brew Frozen Shakes

Item	Serving Size	Calories	Total Fat (g)	Saturated Fat (g)	Trans Fats (g)	Cholesterol (mg)	Sodium (mg)	Total Carbs (g)	Dietary Fiber (g)	Sugars (g)	Added Sugars (g)	Protein (g)	 Caffeine (mg)	Egg	Milk	Soy	Wheat	Tree Nuts	Peanuts	Fish	Shellfish	Sesame	Additional Info	
Caramel Cold Brew Shake	16 fl oz	410	6	4.5	0	15	240	80	0	74	68	8	209		X									
Caramel Cold Brew Shake	24 fl oz	640	9	7	0	25	370	125	0	117	106	13	314		X									
Chocolate Cold Brew Shake	16 fl oz	400	7	5	0	15	210	77	2	69	62	7	209		X									
Chocolate Cold Brew Shake	24 fl oz	620	11	8	0	25	330	121	4	108	98	11	314		X									
Classic Cold Brew Shake	16 fl oz	300	7	5	0	20	210	49	0	43	35	7	209		X									
Classic Cold Brew Shake	24 fl oz	470	11	8	0	25	340	79	1	71	57	11	314		X									
Vanilla Cold Brew Shake	16 fl oz	370	6	4.5	0	15	180	68	0	62	55	6	209		X									
Vanilla Cold Brew Shake	24 fl oz	570	9	7	0	25	280	109	0	99	88	9	314		X									


### Hot Chocolate (With 2% Milk)

Item	Serving Size	Calories	Total Fat (g)	Saturated Fat (g)	Trans Fats (g)	Cholesterol (mg)	Sodium (mg)	Total Carbs (g)	Dietary Fiber (g)	Sugars (g)	Added Sugars (g)	Protein (g)	 Caffeine (mg)	Egg	Milk	Soy	Wheat	Tree Nuts	Peanuts	Fish	Shellfish	Sesame	Additional Info	
Hot Chocolate	12 fl oz	300	8	5	9	25	150	50	2	46	32	11	0		X									
Hot Chocolate	16 fl oz	400	10	7	0	35	200	67	3	63	43	15	0		X									
Hot Chocolate	20 fl oz	490	12	8		40	250	82	3	77	53	18	0		X									


### Coffee, Hot/Iced Tea

Item	Serving Size	Calories	Total Fat (g)	Saturated Fat (g)	Trans Fats (g)	Cholesterol (mg)	Sodium (mg)	Total Carbs (g)	Dietary Fiber (g)	Sugars (g)	Added Sugars (g)	Protein (g)	 Caffeine (mg)	Egg	Milk	Soy	Wheat	Tree Nuts	Peanuts	Fish	Shellfish	Sesame	Additional Info	
Coffee Medium Drip, Midtown	12 fl oz	5	0	0	0	0	0	0	0	0	0	0	142.5											
	16 fl oz	5	0	0	0	0	0	0	0	0	0	0	190											
	20 fl oz	5	0	0	0	0	0	0	0	0	0	0	237.5											
	96 fl oz	60	0	0	0	0	0	12	0	0	0	0	1140											
Coffee Decaf Drip, Gramercy (Decaf)	12 fl oz	5	0	0	0	0	0	0	0	0	0	0	24											
	16 fl oz	5	0	0	0	0	0	0	0	0	0	0	32											
	20 fl oz	5	0	0	0	0	0	0	0	0	0	0	40											
	96 fl oz	60	0	0	0	0	0	12	0	0	0	0	192											
Coffee Dark Roast Drip, SoHo	12 fl oz	5	0	0	0	0	0	0	0	0	0	0	142.5											
	16 fl oz	5	0	0	0	0	0	0	0	0	0	0	190											
	20 fl oz	5	0	0	0	0	0	0	0	0	0	0	237.5											
	96 fl oz	60	0	0	0	0	0	12	0	0	0	0	1140											
Coffee Vanilla Hazelnut Drip, Chelsea	12 fl oz	5	0	0	0	0	0	0	0	0	0	0	142.5						X					
	16 fl oz	5	0	0	0	0	0	0	0	0	0	0	190						X					
	20 fl oz	5	0	0	0	0	0	0	0	0	0	0	237.5						X					Hazelnut
	96 fl oz	60	0	0	0	0	0	12	0	0	0	0	1140						X					
British Breakfast, Hot Tea	12 fl oz	0	0	0	0	0	5	0	0	0	0	0	116											
	16 fl oz	0	0	0	0	0	10	0	0	0	0	0	154											
	20 fl oz	0	0	0	0	0	10	0	0	0	0	0	193											
Black Unsweetened Iced Tea	20 fl oz	0	0	0	0	0	10	0	0	0	0	0	0.13											
	30 fl oz	0	0	0	0	0	15	0	0	0	0	0	0.20											

### Juice

Item	Serving Size	Calories	Total Fat (g)	Saturated Fat (g)	Trans Fats (g)	Cholesterol (mg)	Sodium (mg)	Total Carbs (g)	Dietary Fiber (g)	Sugars (g)	Added Sugars (g)	Protein (g)	 Caffeine (mg)	Egg	Milk	Soy	Wheat	Tree Nuts	Peanuts	Fish	Shellfish	Sesame	Additional Info	
Blackberry Lemonade	16 fl oz	190	0	0	0	0	15	50	0	46		0	0											
Blackberry Lemonade	24 fl oz	270	0	0	0	0	20	74	1	68		0	0											
Lemonade	16 fl oz	170	0	0	0	0	10	47	0	43		0	0											
Lemonade	24 fl oz	260	0	0	0	0	20	70	0	65		0	0											
Orange Juice	16 fl oz	230	0	0	0	0	0	54	0	48		4	0											
Orange Juice	24 fl oz	340	0	0	0	0	5	81	0	72		5	0											

**Creamers and Milk**

Item	Serving Size	Calories	Total Fat (g)	Saturated Fat (g)	Trans Fats (g)	Cholesterol (mg)	Sodium (mg)	Total Carbs (g)	Dietary Fiber (g)	Sugars (g)	Added Sugars (g)	Protein (g)	 Caffeine (mg)	Egg	Milk	Soy	Wheat	Tree Nuts	Peanuts	Fish	Shellfish	Sesame	Additional Info	
Almond	1 fl oz	10	0.5	0	0	0	20	1	0	1	1	0	0					X						Almonds
Half and Half	1 fl oz	40	3.5	2	0	10	10	1	0	0	0	1	0		X									
Soy	1 fl oz	15	0	0	0	0	20	1	0	1	1	1	0			X								
Whole Milk	1 fl oz	20	1	0.5	0	5	15	1	0	1	0	1	0		X									
2% Milk	1 fl oz	15	0.5	0	0	0	15	1	0	1	0	1	0		X									
Skim Milk (Select Stores)	1 fl oz	10	0	0	0	0	15	1	0	1	0	1	0		X									

<sup>1</sup> Soy is only present as soybean oil. Highly refined soybean oil does not usually cause an allergic reaction.

<sup>2</sup> Cold smoked salmon is raw, consuming raw or undercooked seafood may result in food borne illness.

<sup>3</sup> Phenylketonurics: contains phenylalanine.

Nutrition information is based upon standard recipes, and rounded per federal requirements. Variations may occur due to differences in suppliers, customized ordering, and product preparation at the restaurant. Test products or regional items may not be included and may not be available in all areas. A 2,000 calorie daily diet is used as the basis for general nutrition advice. However, individual caloric needs may vary. Visit [www.mypyramid.gov](http://www.mypyramid.gov) for more information. Recommended limits for a 2,000 calorie diet are 20 grams of saturated fat and 2,300 mg of sodium.

Guest satisfaction and safety is our most valued priority. We prepare and use food ingredients containing all 8 major allergens in our restaurant kitchens. Although measures are taken to prevent cross contact, as a bakery/ restaurant, there is possibility of food touching, allergens like wheat becoming airborne or common equipment being utilized to handle foods containing any of the major allergens. If you have an allergen concern of any type, please openly discuss your needs with your server to fully understand all the facts you need to decide on a safe dining choice that fits your unique allergen needs. - Thank you.